

2007 PVA INVITATIONAL @ VILLANOVA - TOURNAMENT RESULTS

| | 18's Division | 17's Division | 16's Division |
|-------------|-----------------------------------|-----------------------------------|-----------------------------------|
| 1st | Renaissance VBC 18 Black (OV) | PVA 17 (KE) | Delaware Jrs 16 (CH) |
| 2nd | Volley Fx 181 (WE) | Volley Fx 171 (WE) | Columbia 16 (CH) |
| 3rd | Coastal Virginia 18 (OD) | Niagara Frontier 17 (WE) | Niagara Frontier 16 (WE) |
| 3rd | Metro American 18 (CH) | Coastal Virginia 17 (OD) | Coastal Virginia 16 (OD) |
| 5th | Borinquen Coqui 18 (PR) | Downstate Jrs 17 (GE) | R&B Select 16 (KE) |
| 5th | R&B Select 18 | Time Out 17 (CH) | Fredericksburg 16 (OD) |
| 7th | Island Volleyball Academy 18 (GE) | Columbia 17 (CH) | Volley Fx 161 (WE) |
| 7th | Volley Fx 182 (WE) | DIGS Jersey Girls 17 (GE) | Time Out 16 (CH) |
| 9th | Fredericksburg 18 (OD) | Metro American 17 (CH) | DIGS Jersey Girls 16 (GE) |
| 10th | Niagara Frontier 18 (WE) | R&B Select 17 (KE) | Metro American 16 (CH) |
| 11th | DIGS Jersey Girls 18 (GE) | Island Volleyball Academy 17 (GE) | Downstate Jrs 16 (GE) |
| 12th | Rhode Island 18 (NE) | Cut Shot 17 (GE) | Island Volleyball Academy 16 (GE) |


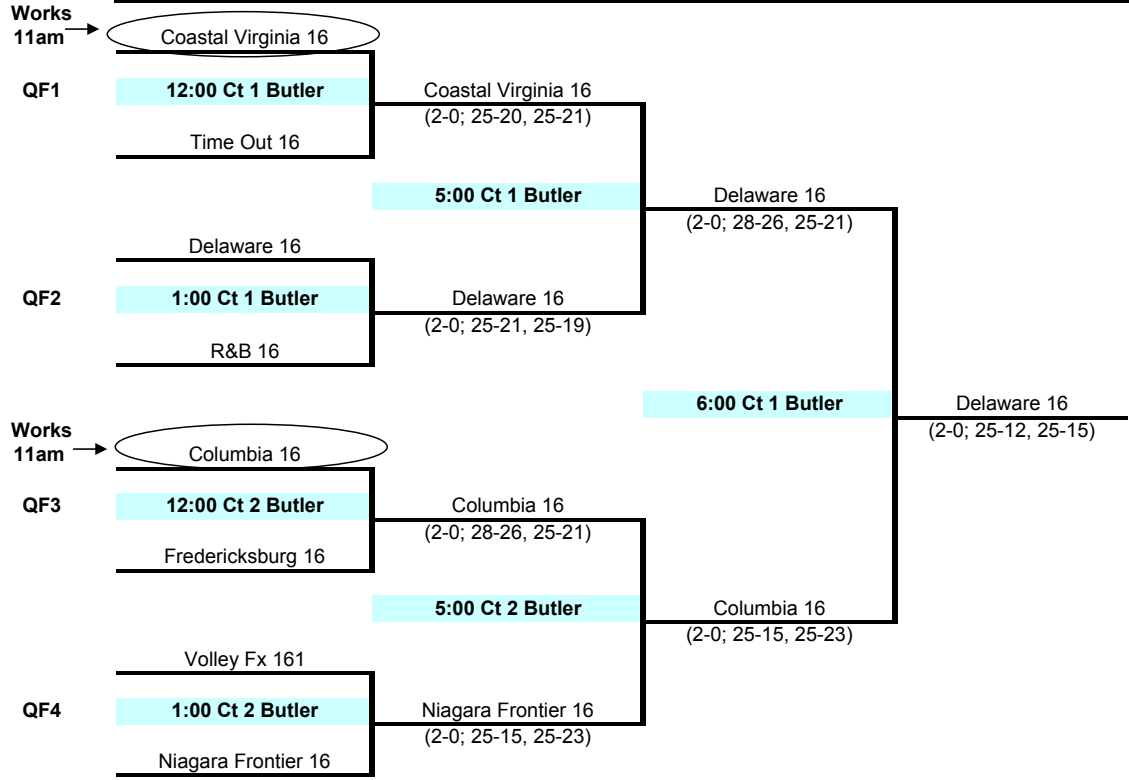
2007 PVA INVITATIONAL @ VILLANOVA - TEAM CODES

| | 18's Division | Team Code | 17's Division | Team Code | 16's Division | Team Code |
|----|---------------------------|-------------|---------------------------|-------------|---------------------------|-------------|
| 1 | Borinquen Coqui VBC | pending | Coastal VA VBC | FJ7CVVBC1OD | Coastal VA VBC | FJ6CVVBC1OD |
| 2 | Coastal VA VBC | FJ8CVVBC1OD | Columbia VBC | FJ7COLUM1CH | Columbia VBC | FJ6COLUM1CH |
| 3 | DIGS Jersey Girls VBC | FJ8DIGGS1GE | Cut Shot | FJ7CSHOT1GE | Delaware Juniors | FJ6DEJRS1CH |
| 4 | FJVC (Frederickckburg) | FJ8FRDJR1OD | DIGS Jersey Girls VBC | FJ7DIGGS1GE | DIGS Jersey Girls VBC | FJ6DIGGS1GE |
| 5 | Island Volleyball Academy | FJ8TIVBA1GE | Downstate Jr's | FJ7DSTJR1GE | Downstate Jr's | FJ6DSTJR1GE |
| 6 | Metro American | FJ8MAVBC1CH | Island Volleyball Academy | FJ7TIVBA1GE | FJVC (Frederickckburg) | FJ6FRDJR1OD |
| 7 | Niagara Frontier VBC | FJ8FRONT2WE | Metro American | FJ7MAVBC1CH | Island Volleyball Academy | FJ6TIVBA1GE |
| 8 | R&B Select | FJ8RNBSV1KE | Niagara Frontier VBC | FJ7FRONT1WE | Metro American | FJ6MAVBC1CH |
| 9 | Renaissance VBC 18 Black | FJ8RENAS1OV | PVA 17-1 | FJ7PHVBA1KE | Niagara Frontier VBC | FJ6FRONT1WE |
| 10 | Rhode Island Juniors | FJ8RIJVB1NE | R&B Select | FJ7RNBSV1KE | R&B Select | FJ6RNBSV1KE |
| 11 | Volley FX | FJ8VOLFX1WE | Time Out | FJ7TOVBC1CH | Time Out | FJ6TOVBC1CH |
| 12 | Volley FX | FJ8VOLFX2WE | Volley FX | FJ7VOLFX1WE | Volley FX | FJ6VOLFX1WE |

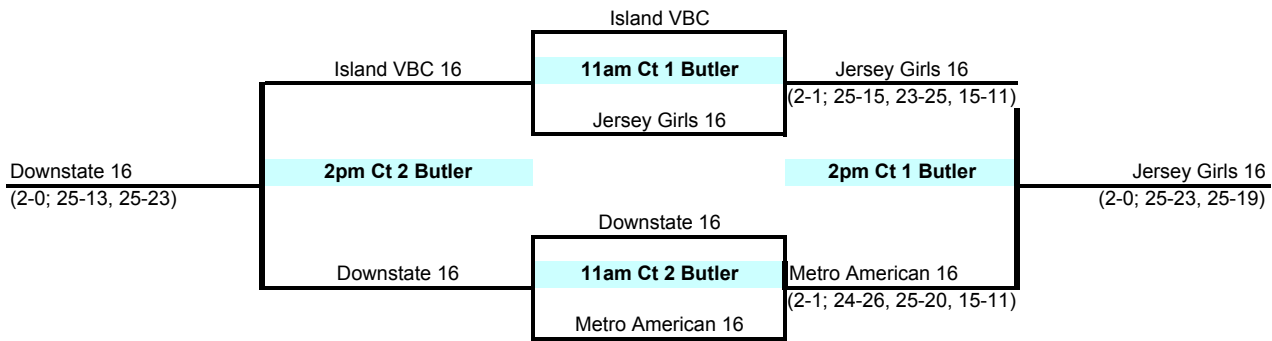
16 Gold Quarterfinals 16 Gold Semifinals 16 Gold Finals 16 Gold Champion

16 Gold Consolation

NOTES: Losing team is to work the next match on their court.
1st16AA and 2nd16AA are to work the 11am matches on their court.



16 Silver Consolation 16 Silver Semifinals 16 Silver Finals 16 Silver Champion



PVA Invitational - Jan 13,14 2007

Courts: BA 1/2

| Pool 16AA | Columbia 16 | Coastal Virginia 16 | | Volley Fx 161 | | Delaware 16 | | Matches | | | Games | | | Pt Ratio | FINISH | Pts +/- | |
|---------------------|-------------|---------------------|----|---------------|----|-------------|----|---------|---|-----|-------|---|-----|----------|--------|---------|-----|
| | | | | | | | | W | L | % | W | L | % | | | | |
| | | | | | | | | | | | | | | | | | |
| Columbia 16 | | 23 | 25 | 25 | 23 | 25 | 23 | 1 | 2 | 33% | 3 | 4 | 43% | 0.944 | 2nd | -9 | |
| | | 22 | 25 | 26 | 24 | 20 | 25 | | | | | | | | | | |
| | | | | | | 10 | 15 | | | | | | | | | | |
| Coastal Virginia 16 | 25 | 23 | | | 25 | 19 | 25 | 20 | 3 | 0 | 100% | 6 | 0 | 100% | 1.304 | 1st | 35 |
| | 25 | 22 | | | 25 | 20 | 25 | 11 | | | | | | | | | |
| | 0 | 0 | | | | | | | | | | | | | | | |
| Volley Fx 161 | 23 | 25 | 19 | 25 | | | 25 | 21 | 1 | 2 | 33% | 2 | 4 | 33% | 0.971 | 3rd | -4 |
| | 24 | 26 | 20 | 25 | | | 25 | 18 | | | | | | | | | |
| | 0 | 0 | 0 | 0 | | | | | | | | | | | | | |
| Delaware 16 | 23 | 25 | 20 | 25 | 21 | 25 | | | 1 | 2 | 33% | 2 | 5 | 29% | 0.858 | 4th | -22 |
| | 25 | 20 | 11 | 25 | 18 | 25 | | | | | | | | | | | |
| | 15 | 10 | 0 | 0 | 0 | 0 | | | | | | | | | | | |

| Pool 16BB | R&B 16 | Fredericksburg 16 | | Metro American 16 | | Island VBC | | Matches | | | Games | | | Pt Ratio | FINISH | Pts +/- | |
|-------------------|--------|-------------------|----|-------------------|----|------------|----|---------|---|------|-------|---|-----|----------|--------|---------|-----|
| | | | | | | | | W | L | % | W | L | % | | | | |
| | | | | | | | | | | | | | | | | | |
| R&B 16 | | 25 | 19 | 25 | 19 | 26 | 24 | 3 | 0 | 100% | 6 | 1 | 86% | 1.220 | 1st | 29 | |
| | | 20 | 25 | 25 | 15 | 25 | 20 | | | | | | | | | | |
| | | 15 | 10 | | | | | | | | | | | | | | |
| Fredericksburg 16 | 19 | 25 | | | 24 | 26 | 25 | 17 | 1 | 2 | 33% | 4 | 5 | 44% | 1.036 | 2nd | 6 |
| | 25 | 20 | | | 25 | 21 | 21 | 25 | | | | | | | | | |
| | 10 | 15 | | | 15 | 5 | 11 | 15 | | | | | | | | | |
| Metro American 16 | 19 | 25 | 26 | 24 | | | 25 | 23 | 1 | 2 | 33% | 3 | 5 | 38% | 0.860 | 4th | -24 |
| | 15 | 25 | 21 | 25 | | | 22 | 25 | | | | | | | | | |
| | 0 | 0 | 5 | 15 | | | 15 | 10 | | | | | | | | | |
| Island VBC | 24 | 26 | 17 | 25 | 23 | 25 | | | 1 | 2 | 33% | 3 | 5 | 38% | 0.935 | 3rd | -11 |
| | 20 | 25 | 25 | 21 | 25 | 22 | | | | | | | | | | | |
| | 0 | 0 | 15 | 11 | 10 | 15 | | | | | | | | | | | |

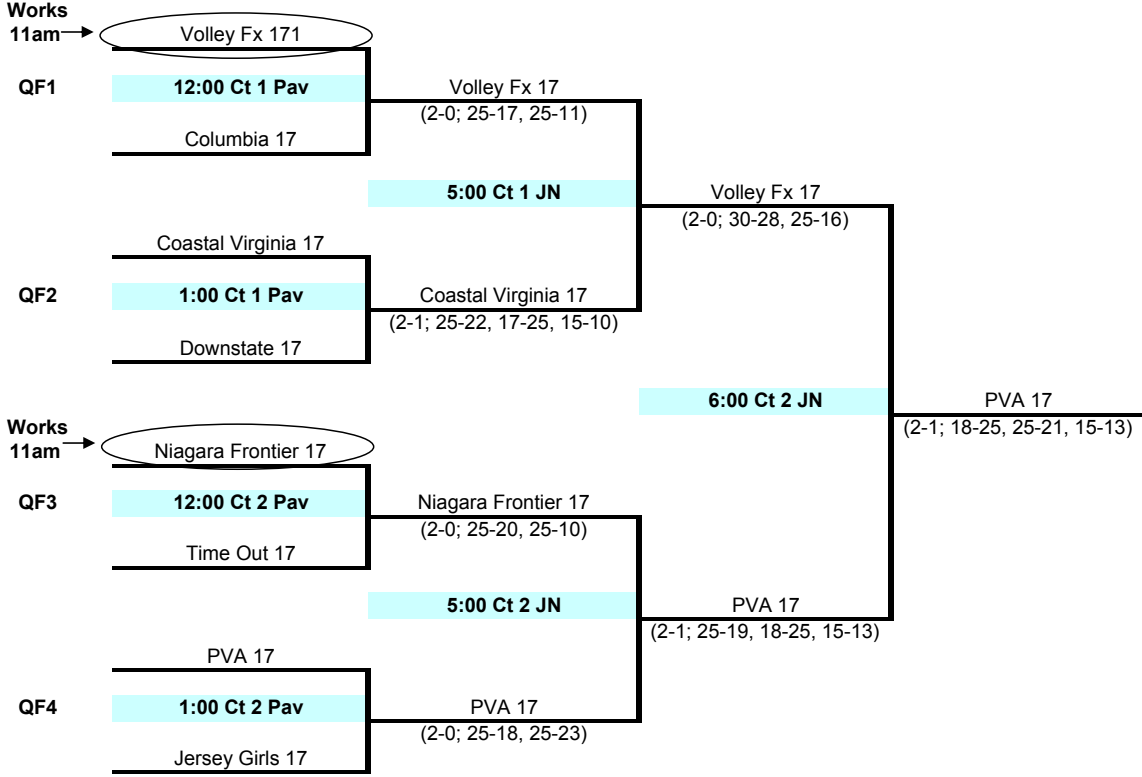
PVA Invitational - Jan 13,14 2007

Courts: BA 1/2

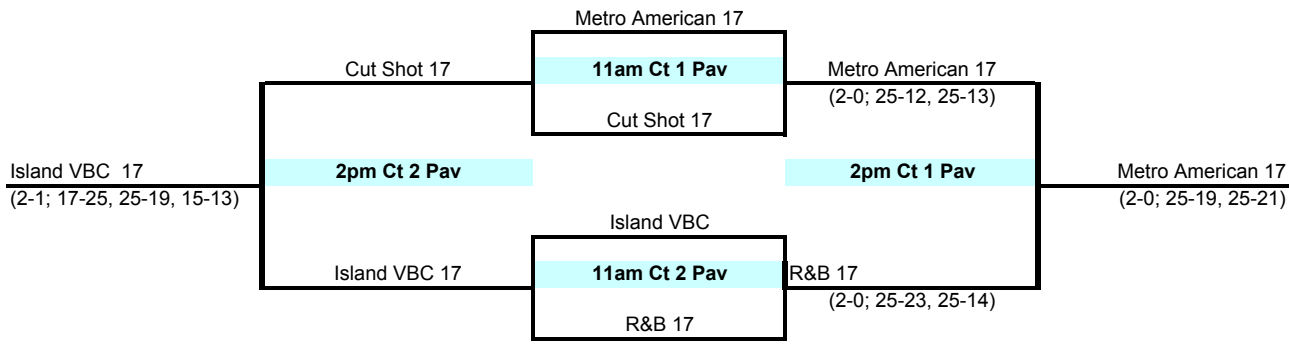
| Pool 16CC | Time Out 16 | | Downstate 16 | | Jersey Girls 16 | | Niagara Frontier 16 | | Matches | | | Games | | | Pt Ratio | FINISH | Pts +/- |
|---------------------|-------------------------|--|-----------------------|--|------------------------|--|---------------------|--|---------|----|-----|-------|----|-----|----------|--------|---------|
| | | | | | | | | | W | L | % | W | L | % | | | |
| Time Out 16 | | | | | | | | | | | | | | | 1.095 | 2nd | 14 |
| | | | | | | | | | 2 | 1 | 67% | 5 | 3 | 63% | | | |
| | | | | | | | | | 16 | 25 | 25 | 18 | 25 | 21 | | | |
| Downstate 16 | 25 16 19 25 11 15 | | | | | | | | 1 | 2 | 33% | 3 | 4 | 43% | 1.028 | 3rd | 4 |
| | | | | | | | | | 25 | 19 | 25 | 14 | 22 | 25 | | | |
| | | | | | | | | | 26 | 24 | 20 | 25 | | | | | |
| Jersey Girls 16 | 18 25 14 25 0 0 | | 14 25 24 26 0 0 | | | | | | 1 | 2 | 33% | 2 | 5 | 29% | 0.801 | 4th | -31 |
| | | | | | | | | | 25 | 21 | | | | | | | |
| | | | | | | | | | 15 | 25 | | | | | | | |
| Niagara Frontier 16 | 21 25 25 22 15 9 | | 25 22 25 20 0 0 | | 21 25 25 15 9 15 | | | | 2 | 1 | 67% | 5 | 3 | 63% | 1.085 | 1st | 13 |
| | | | | | | | | | 25 | 21 | | | | | | | |
| | | | | | | | | | 15 | 9 | | | | | | | |

17 Gold Quarterfinals 17 Gold Semifinals 17 Gold Finals 17 Gold Champion

NOTES: Losing team is to work the next match on their court.
1st17AA and 2nd17AA are to work the 11am matches on their court.

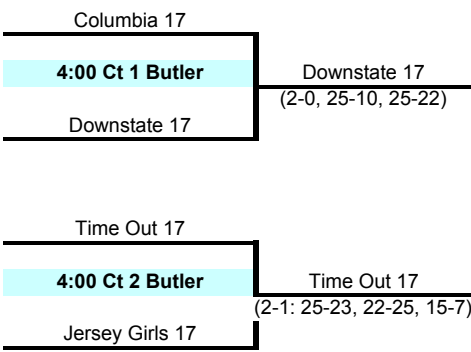


17 Silver Consolation 17 Silver Semifinals 17 Silver Finals 17 Silver Champion



17 Gold Consolation

CHANGED TO PAVILLION COURTS



PVA Invitational - Jan 13,14 2007

Courts: Pav 1/2

| Pool 17A | Niagara Frontier 17 | Columbia 17 | Downstate 17 | Matches | | | Games | | | Pt Ratio | FINISH | Pts +/- | | | | | | | | |
|---------------------|---------------------|-------------|--------------|---------|----|---|-------|------|---|----------|--------|---------|-----|-----|---|---|-----|-------|-----|---|
| | | | | W | L | % | W | L | % | | | | | | | | | | | |
| | | | | | | | | | | | | | | | | | | | | |
| Niagara Frontier 17 | | 25 | 12 | 25 | 19 | | | | | | | | | | | | | | | |
| | | 25 | 20 | 25 | 20 | 2 | 0 | 100% | 4 | 0 | 100% | 1.408 | 1st | 29 | | | | | | |
| | | | | | | | | | | | | | | | | | | | | |
| Columbia 17 | 12 | 25 | | 21 | 25 | | | | | | | | | | | | | | | |
| | 20 | 25 | | 17 | 25 | 0 | 2 | 0% | 0 | 4 | 0% | 0.700 | 3rd | -30 | | | | | | |
| | 0 | 0 | | | | | | | | | | | | | | | | | | |
| Downstate 17 | 19 | 25 | 25 | 21 | | | | | | | | | | | | | | | | |
| | 20 | 25 | 25 | 17 | | | | | | | | 1 | 1 | 50% | 2 | 2 | 50% | 1.011 | 2nd | 1 |
| | 0 | 0 | 0 | 0 | | | | | | | | | | | | | | | | |

| Pool 17B | Volley Fx 171 | Metro American 17 | Island VBC 17 | Matches | | | Games | | | Pt Ratio | FINISH | Pts +/- | | | | | | | | |
|-------------------|---------------|-------------------|---------------|---------|----|---|-------|------|---|----------|--------|---------|-----|-----|---|---|-----|-------|-----|-----|
| | | | | W | L | % | W | L | % | | | | | | | | | | | |
| | | | | | | | | | | | | | | | | | | | | |
| Volley Fx 171 | | 25 | 13 | 25 | 14 | | | | | | | | | | | | | | | |
| | | 25 | 14 | 25 | 14 | 2 | 0 | 100% | 4 | 0 | 100% | 1.818 | 1st | 45 | | | | | | |
| | | | | | | | | | | | | | | | | | | | | |
| Metro American 17 | 13 | 25 | | 26 | 28 | | | | | | | | | | | | | | | |
| | 14 | 25 | | 24 | 26 | 0 | 2 | 0% | 0 | 4 | 0% | 0.740 | 3rd | -27 | | | | | | |
| | 0 | 0 | | | | | | | | | | | | | | | | | | |
| Island VBC 17 | 14 | 25 | 28 | 26 | | | | | | | | | | | | | | | | |
| | 14 | 25 | 26 | 24 | | | | | | | | 1 | 1 | 50% | 2 | 2 | 50% | 0.820 | 2nd | -18 |
| | 0 | 0 | 0 | 0 | | | | | | | | | | | | | | | | |

PVA Invitational - Jan 13,14 2007

Courts: Pav 1/2

| Pool 17C | Coastal Virginia 17 | | R&B 17 | | Jersey Girls 17 | | Matches | | | Games | | | Pt Ratio | FINISH | Pts +/- |
|---------------------|---------------------|----|--------|----|-----------------|----|---------|---|------|-------|---|------|----------|--------|---------|
| | | | | | | | W | L | % | W | L | % | | | |
| | | | | | | | | | | | | | | | |
| Coastal Virginia 17 | | | 25 | 20 | 25 | 22 | 2 | 0 | 100% | 4 | 0 | 100% | 1.282 | 1st | 22 |
| | | | 25 | 16 | 25 | 20 | | | | | | | | | |
| | | | | | | | | | | | | | | | |
| R&B 17 | 20 | 25 | | | 25 | 22 | 0 | 2 | 0% | 1 | 4 | 20% | 0.768 | 3rd | -26 |
| | 16 | 25 | | | 13 | 25 | | | | | | | | | |
| | 0 | 0 | | | 12 | 15 | | | | | | | | | |
| Jersey Girls 17 | 22 | 25 | 22 | 25 | | | 1 | 1 | 50% | 2 | 3 | 40% | 1.040 | 2nd | 4 |
| | 20 | 25 | 25 | 13 | | | | | | | | | | | |
| | 0 | 0 | 15 | 12 | | | | | | | | | | | |

| Pool 17D | Time Out 17 | | PVA 17 | | Cut Shot 17 | | Matches | | | Games | | | Pt Ratio | FINISH | Pts +/- |
|-------------|-------------|----|--------|----|-------------|----|---------|---|------|-------|---|------|----------|--------|---------|
| | | | | | | | W | L | % | W | L | % | | | |
| | | | | | | | | | | | | | | | |
| Time Out 17 | | | 21 | 25 | 25 | 22 | 1 | 1 | 50% | 2 | 2 | 50% | 1.101 | 2nd | 8 |
| | | | 16 | 25 | 25 | 7 | | | | | | | | | |
| | | | | | | | | | | | | | | | |
| PVA 17 | 25 | 21 | | | 25 | 14 | 2 | 0 | 100% | 4 | 0 | 100% | 1.754 | 1st | 43 |
| | 25 | 16 | | | 25 | 6 | | | | | | | | | |
| | 0 | 0 | | | | | | | | | | | | | |
| Cut Shot 17 | 22 | 25 | 14 | 25 | | | 0 | 2 | 0% | 0 | 4 | 0% | 0.490 | 3rd | -51 |
| | 7 | 25 | 6 | 25 | | | | | | | | | | | |
| | 0 | 0 | 0 | 0 | | | | | | | | | | | |

PVA Invitational - Jan 13,14 2007

Courts: Pav 1/2

| <i>Pool 17AA</i> | Niagara Frontier 17 | | Volley Fx 17 | | Coastal Virginia 17 | | PVA 17 | | Matches | | | Games | | | Pt Ratio | FINISH | Pts +/- |
|---------------------|---------------------|----|--------------|----|---------------------|----|--------|----|---------|---|------|-------|---|-----|----------|--------|---------|
| | | | | | | | | | W | L | % | W | L | % | | | |
| | | | | | | | | | | | | | | | | | |
| Niagara Frontier 17 | | | 25 | 21 | 22 | 25 | 25 | 13 | 2 | 1 | 67% | 5 | 3 | 63% | 1.229 | 2nd | 32 |
| | | | 20 | 25 | 25 | 19 | 25 | 11 | | | | | | | | | |
| | | | 15 | 17 | 15 | 9 | | | | | | | | | | | |
| Volley Fx 17 | 21 | 25 | | | 25 | 21 | 25 | 14 | 3 | 0 | 100% | 6 | 1 | 86% | 1.283 | 1st | 36 |
| | 25 | 20 | | | 25 | 12 | 25 | 20 | | | | | | | | | |
| | 17 | 15 | | | | | | | | | | | | | | | |
| Coastal Virginia 17 | 25 | 22 | 21 | 25 | | | 16 | 25 | 0 | 3 | 0% | 1 | 6 | 14% | 0.753 | 4th | -40 |
| | 19 | 25 | 12 | 25 | | | 20 | 25 | | | | | | | | | |
| | 9 | 15 | 0 | 0 | | | | | | | | | | | | | |
| PVA 17 | 13 | 25 | 14 | 25 | 25 | 16 | | | 1 | 2 | 33% | 2 | 4 | 33% | 0.794 | 3rd | -28 |
| | 11 | 25 | 20 | 25 | 25 | 20 | | | | | | | | | | | |
| | 0 | 0 | 0 | 0 | 0 | 0 | | | | | | | | | | | |

| <i>Pool 17BB</i> | Time Out 17 | | Downstate 17 | | Metro American 17 | | R&B 17 | | Matches | | | Games | | | Pt Ratio | FINISH | Pts +/- |
|-------------------|-------------|----|--------------|----|-------------------|----|--------|----|---------|---|------|-------|---|-----|----------|--------|---------|
| | | | | | | | | | W | L | % | W | L | % | | | |
| | | | | | | | | | | | | | | | | | |
| Time Out 17 | | | 25 | 21 | 25 | 9 | 25 | 16 | 2 | 1 | 67% | 5 | 4 | 56% | 1.154 | 2nd | 24 |
| | | | 23 | 25 | 19 | 25 | 19 | 25 | | | | | | | | | |
| | | | 14 | 16 | 15 | 9 | 15 | 10 | | | | | | | | | |
| Downstate 17 | 21 | 25 | | | 25 | 15 | 25 | 20 | 3 | 0 | 100% | 6 | 2 | 75% | 1.110 | 1st | 17 |
| | 25 | 23 | | | 25 | 22 | 19 | 25 | | | | | | | | | |
| | 16 | 14 | | | | | 15 | 10 | | | | | | | | | |
| Metro American 17 | 9 | 25 | 15 | 25 | | | 25 | 16 | 1 | 2 | 33% | 3 | 4 | 43% | 0.949 | 3rd | -7 |
| | 25 | 19 | 22 | 25 | | | 25 | 12 | | | | | | | | | |
| | 9 | 15 | 0 | 0 | | | | | | | | | | | | | |
| R&B 17 | 16 | 25 | 20 | 25 | 16 | 25 | | | 0 | 3 | 0% | 2 | 6 | 25% | 0.798 | 4th | -34 |
| | 25 | 19 | 25 | 19 | 12 | 25 | | | | | | | | | | | |
| | 10 | 15 | 10 | 15 | 0 | 0 | | | | | | | | | | | |

PVA Invitational - Jan 13,14 2007

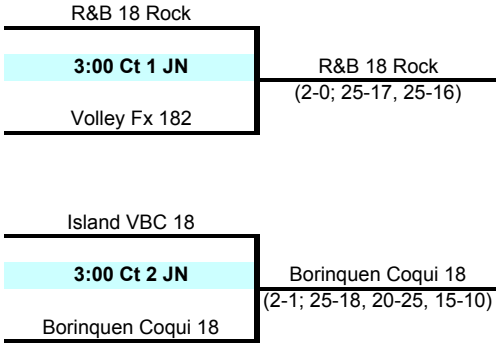
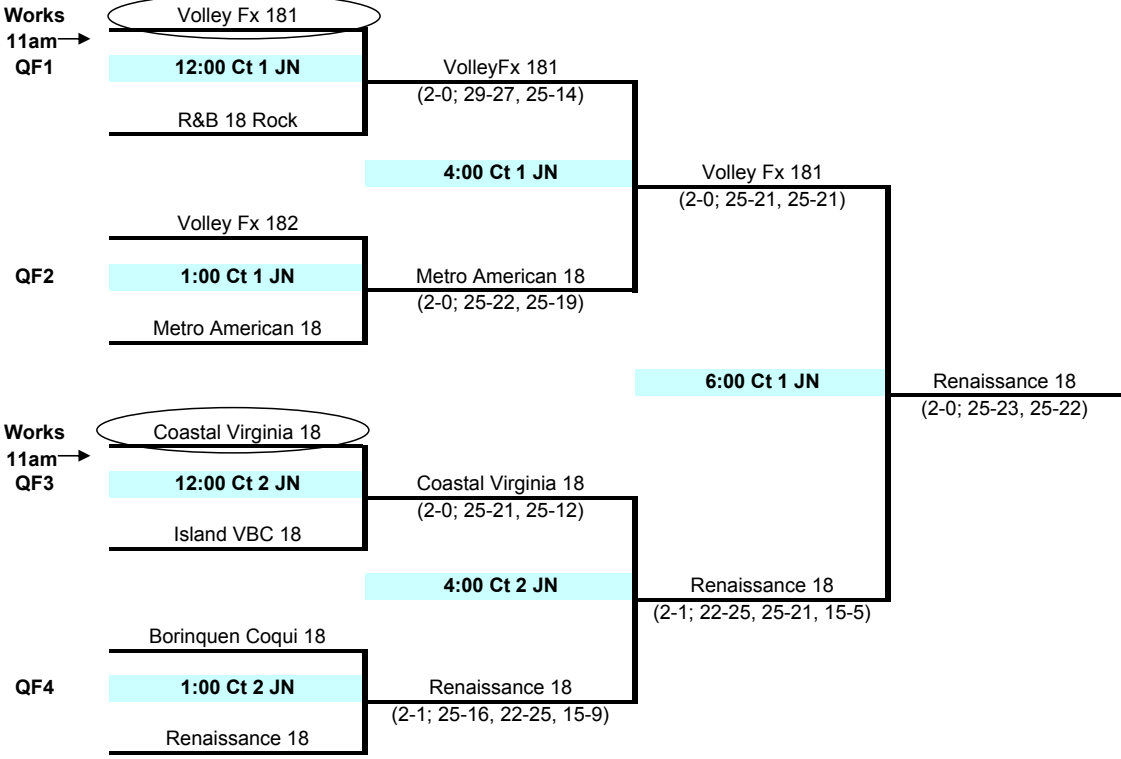
Courts: Pav 1/2

| Pool 17CC | Jersey Girls 17 | | Island VBC 17 | | Cut Shot 17 | | Columbia 17 | | Matches | | | Games | | | Pt Ratio | FINISH | Pts +/- |
|-----------------|-----------------|----|---------------|----|-------------|----|-------------|----|---------|---|------|-------|---|-----|----------|--------|---------|
| | | | | | | | | | W | L | % | W | L | % | | | |
| Jersey Girls 17 | | | 21 | 25 | 25 | 23 | 25 | 10 | 3 | 0 | 100% | 6 | 2 | 75% | 1.296 | 1st | 37 |
| | | | 25 | 14 | 25 | 12 | 11 | 25 | | | | | | | | | |
| | | | 15 | 9 | | | 15 | 7 | | | | | | | | | |
| Island VBC 17 | 25 | 21 | | | 25 | 12 | 22 | 25 | 1 | 2 | 33% | 4 | 4 | 50% | 1.006 | 3rd | 1 |
| | 14 | 25 | | | 25 | 21 | 27 | 25 | | | | | | | | | |
| | 9 | 15 | | | | | 14 | 16 | | | | | | | | | |
| Cut Shot 17 | 23 | 25 | 12 | 25 | | | 22 | 25 | 0 | 3 | 0% | 1 | 6 | 14% | 0.784 | 4th | -35 |
| | 12 | 25 | 21 | 25 | | | 25 | 22 | | | | | | | | | |
| | 0 | 0 | 0 | 0 | | | 12 | 15 | | | | | | | | | |
| Columbia 17 | 10 | 25 | 25 | 22 | 25 | 22 | | | 2 | 1 | 67% | 5 | 4 | 56% | 0.983 | 2nd | -3 |
| | 25 | 11 | 25 | 27 | 22 | 25 | | | | | | | | | | | |
| | 7 | 15 | 16 | 14 | 15 | 12 | | | | | | | | | | | |

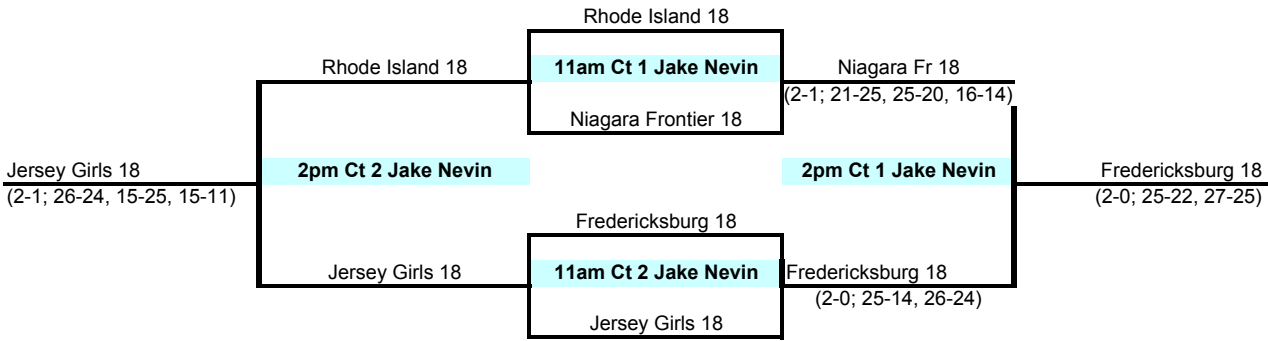
18 Gold Quarterfinals 18 Gold Semifinals 18 Gold Finals 18 Gold Champion

18 Gold Consolation

NOTES: Losing team is to work the next match on their court.
1st18AA and 2nd18AA are to work the 11am matches on their court.



18 Silver Consolation 18 Silver Semifinals 18 Silver Finals 18 Silver Champion



PVA Invitational - Jan 13,14 2007

Courts: JN 1/2

| Pool 18A | Volley Fx 181 | | Fredericksburg 18 | | Island VBC 18 | | Matches | | | Games | | | Pt Ratio | FINISH | Pts +/- |
|-------------------|---------------|----|-------------------|----|---------------|----|---------|---|------|-------|---|-------|----------|--------|---------|
| | | | | | | | W | L | % | W | L | % | | | |
| | | | | | | | | | | | | | | | |
| Volley Fx 181 | | | 25 | 16 | 25 | 13 | | | | | | | 1.667 | 1st | 40 |
| | | | 25 | 18 | 25 | 13 | 2 | 0 | 100% | 4 | 0 | 100% | | | |
| | | | | | | | | | | | | | | | |
| Fredericksburg 18 | 16 | 25 | | | 17 | 25 | | | | | | 0.660 | 3rd | -34 | |
| | 18 | 25 | | | 15 | 25 | 0 | 2 | 0% | 0 | 4 | | | | 0% |
| | 0 | 0 | | | | | | | | | | | | | |
| Island VBC 18 | 13 | 25 | 25 | 17 | | | | | | | | 0.927 | 2nd | -6 | |
| | 13 | 25 | 25 | 15 | | | 1 | 1 | 50% | 2 | 2 | | | | 50% |
| | 0 | 0 | 0 | 0 | | | | | | | | | | | |

| Pool 18B | Renssance 18 | | Metro American 18 | | Volley Fx 182 | | Matches | | | Games | | | Pt Ratio | FINISH | Pts +/- |
|-------------------|--------------|----|-------------------|----|---------------|----|---------|---|------|-------|---|-------|----------|--------|---------|
| | | | | | | | W | L | % | W | L | % | | | |
| | | | | | | | | | | | | | | | |
| Renssance 18 | | | 25 | 17 | 27 | 25 | | | | | | | 1.078 | 2nd | 8 |
| | | | 25 | 21 | 22 | 25 | 1 | 1 | 50% | 3 | 2 | 60% | | | |
| | | | | | 12 | 15 | | | | | | | | | |
| Metro American 18 | 17 | 25 | | | 25 | 27 | | | | | | 0.846 | 3rd | -16 | |
| | 21 | 25 | | | 25 | 27 | 0 | 2 | 0% | 0 | 4 | | | | 0% |
| | 0 | 0 | | | | | | | | | | | | | |
| Volley Fx 182 | 25 | 27 | 27 | 25 | | | | | | | | 1.072 | 1st | 8 | |
| | 25 | 22 | 27 | 25 | | | 2 | 0 | 100% | 4 | 1 | | | | 80% |
| | 15 | 12 | 0 | 0 | | | | | | | | | | | |

PVA Invitational - Jan 13,14 2007

Courts: JN 1/2

| Pool 18C | R&B 18 Rock | | Coastal Virginia 18 | | Jersey Girls 18 | | Matches | | | Games | | | Pt Ratio | FINISH | Pts +/- |
|---------------------|-------------|----|---------------------|----|-----------------|----|---------|---|------|-------|---|------|----------|--------|---------|
| | | | | | | | W | L | % | W | L | % | | | |
| | | | | | | | | | | | | | | | |
| R&B 18 Rock | | | 23 | 25 | 25 | 14 | | | | | | | 1.128 | 2nd | 10 |
| | | | 15 | 25 | 25 | 14 | 1 | 1 | 50% | 2 | 2 | 50% | | | |
| Coastal Virginia 18 | 25 | 23 | | | 25 | 14 | | | | | | | 1.408 | 1st | 29 |
| | 25 | 15 | | | 25 | 19 | 2 | 0 | 100% | 4 | 0 | 100% | | | |
| | 0 | 0 | | | | | | | | | | | | | |
| Jersey Girls 18 | 14 | 25 | 14 | 25 | | | | | | | | | 0.610 | 3rd | -39 |
| | 14 | 25 | 19 | 25 | | | 0 | 2 | 0% | 0 | 4 | 0% | | | |
| | 0 | 0 | 0 | 0 | | | | | | | | | | | |

| Pool 18D | Borinquen Coqui 18 | | Niagara Frontier 18 | | Rhode Island 18 | | Matches | | | Games | | | Pt Ratio | FINISH | Pts +/- |
|---------------------|--------------------|----|---------------------|----|-----------------|----|---------|---|------|-------|---|------|----------|--------|---------|
| | | | | | | | W | L | % | W | L | % | | | |
| | | | | | | | | | | | | | | | |
| Borinquen Coqui 18 | | | 25 | 11 | 25 | 13 | | | | | | | 2.222 | 1st | 55 |
| | | | 25 | 11 | 25 | 10 | 2 | 0 | 100% | 4 | 0 | 100% | | | |
| Niagara Frontier 18 | 11 | 25 | | | 23 | 25 | | | | | | | 0.510 | 3rd | -49 |
| | 11 | 25 | | | 6 | 25 | 0 | 2 | 0% | 0 | 4 | 0% | | | |
| | 0 | 0 | | | | | | | | | | | | | |
| Rhode Island 18 | 13 | 25 | 25 | 23 | | | | | | | | | 0.924 | 2nd | -6 |
| | 10 | 25 | 25 | 6 | | | 1 | 1 | 50% | 2 | 2 | 50% | | | |
| | 0 | 0 | 0 | 0 | | | | | | | | | | | |

PVA Invitational - Jan 13,14 2007

Courts: JN 1/2

| Pool 18AA | Volley Fx 181 | | Volley Fx 182 | | Coastal Virginia 18 | | Borinquen Coqui 18 | | Matches | | | Games | | | Pt Ratio | FINISH | Pts +/- |
|---------------------|---------------|----|---------------|----|---------------------|----|--------------------|----|---------|---|------|-------|---|-----|----------|--------|---------|
| | | | | | | | | | W | L | % | W | L | % | | | |
| Volley Fx 181 | | | 25 | 20 | 25 | 23 | 25 | 17 | 3 | 0 | 100% | 6 | 1 | 86% | 1.163 | 1st | 23 |
| | | | 25 | 18 | 25 | 23 | 22 | 25 | | | | | | | | | |
| | | | | | | | 17 | 15 | | | | | | | | | |
| Volley Fx 182 | 20 | 25 | | | 20 | 25 | 24 | 26 | 0 | 3 | 0% | 0 | 6 | 0% | 0.768 | 4th | -35 |
| | 18 | 25 | | | 20 | 25 | 14 | 25 | | | | | | | | | |
| | 0 | 0 | | | | | | | | | | | | | | | |
| Coastal Virginia 18 | 23 | 25 | 25 | 20 | | | 25 | 19 | 2 | 1 | 67% | 4 | 2 | 67% | 1.150 | 2nd | 19 |
| | 23 | 25 | 25 | 20 | | | 25 | 18 | | | | | | | | | |
| | 0 | 0 | 0 | 0 | | | | | | | | | | | | | |
| Borinquen Coqui 18 | 17 | 25 | 26 | 24 | 19 | 25 | | | 1 | 2 | 33% | 3 | 4 | 43% | 0.954 | 3rd | -7 |
| | 25 | 22 | 25 | 14 | 18 | 25 | | | | | | | | | | | |
| | 15 | 17 | 0 | 0 | 0 | 0 | | | | | | | | | | | |

| Pool 18BB | Rhode Island 18 | | Island VBC | | Metro American 18 | | Jersey Girls 18 | | Matches | | | Games | | | Pt Ratio | FINISH | Pts +/- |
|-------------------|-----------------|----|------------|----|-------------------|----|-----------------|----|---------|---|------|-------|---|------|----------|--------|---------|
| | | | | | | | | | W | L | % | W | L | % | | | |
| Rhode Island 18 | | | 18 | 25 | 22 | 25 | 25 | 23 | 1 | 2 | 33% | 2 | 5 | 29% | 0.856 | 3rd | -23 |
| | | | 20 | 25 | 15 | 25 | 22 | 25 | | | | | | | | | |
| | | | | | | | 15 | 12 | | | | | | | | | |
| Island VBC | 25 | 18 | | | 15 | 25 | 16 | 25 | 2 | 1 | 67% | 4 | 3 | 57% | 0.937 | 2nd | -9 |
| | 25 | 20 | | | 12 | 25 | 25 | 16 | | | | | | | | | |
| | 0 | 0 | | | | | 15 | 13 | | | | | | | | | |
| Metro American 18 | 25 | 22 | 25 | 15 | | | 25 | 11 | 3 | 0 | 100% | 6 | 0 | 100% | 1.546 | 1st | 53 |
| | 25 | 15 | 25 | 12 | | | 25 | 22 | | | | | | | | | |
| | 0 | 0 | 0 | 0 | | | | | | | | | | | | | |
| Jersey Girls 18 | 23 | 25 | 25 | 16 | 11 | 25 | | | 0 | 3 | 0% | 2 | 6 | 25% | 0.875 | 4th | -21 |
| | 25 | 22 | 16 | 25 | 22 | 25 | | | | | | | | | | | |
| | 12 | 15 | 13 | 15 | 0 | 0 | | | | | | | | | | | |

PVA Invitational - Jan 13,14 2007

Courts: JN 1/2

| Pool 18CC | R&B 18 Rock | Renaissance 18 | | Niagara Frontier 18 | | Fredericksburg 18 | | Matches | | | Games | | | Pt Ratio | FINISH | Pts +/- | |
|---------------------|-------------|----------------|----|---------------------|----|-------------------|----|---------|---|---|-------|---|---|----------|--------|---------|-----|
| | | | | | | | | W | L | % | W | L | % | | | | |
| R&B 18 Rock | | | 25 | 21 | 25 | 8 | 25 | 13 | 2 | 1 | 67% | 5 | 2 | 71% | 1.420 | 2nd | 47 |
| | | | 19 | 25 | 25 | 10 | 25 | 18 | | | | | | | | | |
| | | | 15 | 17 | | | | | | | | | | | | | |
| Renaissance 18 | 21 | 25 | | | 25 | 10 | 25 | 11 | 3 | 0 | 100% | 6 | 1 | 86% | 1.716 | 1st | 68 |
| | 25 | 19 | | | 25 | 9 | 25 | 6 | | | | | | | | | |
| | 17 | 15 | | | | | | | | | | | | | | | |
| Niagara Frontier 18 | 8 | 25 | 10 | 25 | | | 10 | 25 | 0 | 3 | 0% | 0 | 6 | 0% | 0.467 | 4th | -80 |
| | 10 | 25 | 9 | 25 | | | 23 | 25 | | | | | | | | | |
| | 0 | 0 | 0 | 0 | | | | | | | | | | | | | |
| Fredericksburg 18 | 13 | 25 | 11 | 25 | 25 | 10 | | | 1 | 2 | 33% | 2 | 4 | 33% | 0.737 | 3rd | -35 |
| | 18 | 25 | 6 | 25 | 25 | 23 | | | | | | | | | | | |
| | 0 | 0 | 0 | 0 | 0 | 0 | | | | | | | | | | | |